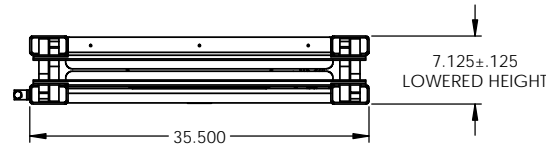
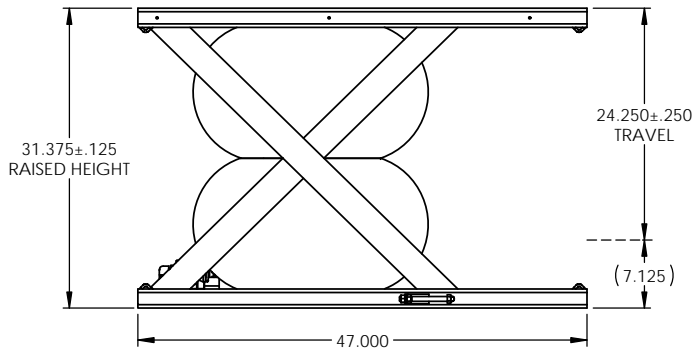
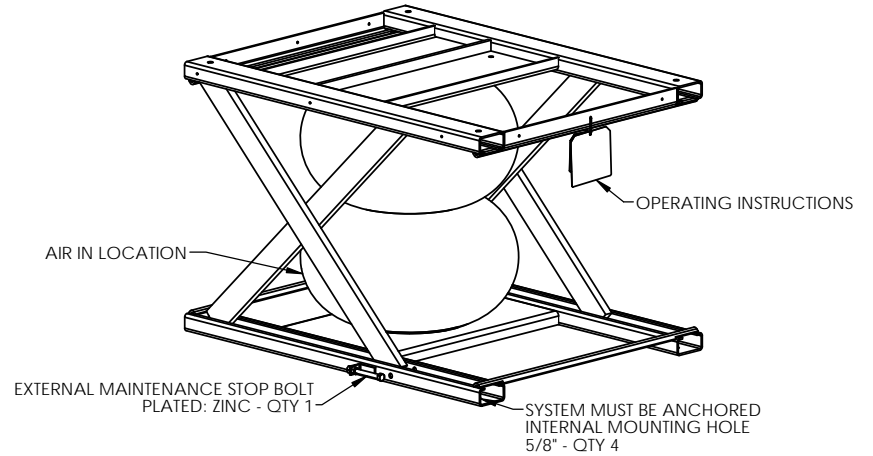
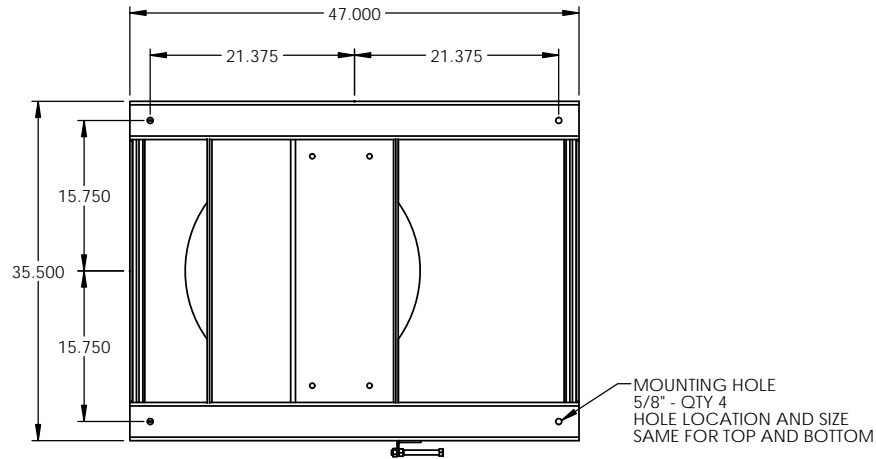


PART #: ALS05-XX-31-3647



SPECIFICATIONS - STANDARD

- CAPACITY: 1,000 - 6,000 LBS
ALL LOADS MUST BE EVENLY DISTRIBUTED
LIFT MAY NOT RAISE TO FULL HEIGHT WITH MAXIMUM CAPACITY LOAD
- CONTROLLER: OPTIONAL
- CONTROLLER MOUNT: OPTIONAL
- INTERNAL VALVE: INTERNAL NON-PILOTED EXHAUST
- AIR FEED LINE: 1/2" MINIMUM
- AIR PRESSURE: 70 - 100 PSI
- CONTROLLER HOSE: 12 FEET
- SKIRT: OPTIONAL
(ADD 3-1/2 INCHES PER SIDE TO BASE OF LIFT DIMENSIONS FOR SKIRTING)
- COLOR: LIFT: STAINLESS STEEL
SCISSORS: STAINLESS STEEL
- SAFETY FEATURES: PRESSURE RELIEF VALVE - QTY 1
CHECK VALVE - OPTIONAL
EXTERNAL MAINTENANCE STOP BOLT - QTY 1
- WEIGHT SHIPPED: 440 LBS (APPROXIMATE)

NOTES:

1. AIR BAG RINGS, VALVE, AND FITTINGS ARE NOT STAINLESS STEEL.
AIR BAG RINGS ARE STEEL, VALVE IS ALUMINUM, FITTINGS ARE BRASS.

THE NEED FOR SAFETY DEVICES VARIES WITH EACH APPLICATION OF THIS PRODUCT THIS DRAWING MAY NOT INCLUDE ALL APPROPRIATE SAFETY DEVICES FOR YOUR APPLICATION.
NOTE: SOME DETAILS ARE NOT INCLUDED ON THIS DRAWING FOR MORE DETAILED SPECIFICATIONS, PLEASE INQUIRE.
PROPRIETARY
THE INFORMATION CONTAINED ON THIS DRAWING IS PROPRIETARY. IT IS THE SOLE PROPERTY OF HERKULES EQUIPMENT CORPORATION. ANY REPRODUCTION IN PART OR AS A WHOLE WITHOUT THE WRITTEN PERMISSION OF HERKULES EQUIPMENT CORPORATION IS PROHIBITED AND MAY BE UNLAWFUL.

TOLERANCES UNLESS OTHERWISE NOTED
X ± .250
.XX ± .125
.XXX ± 0.030
.XXXX ± 0.0050
ANGLE ± 1°



DESCRIPTION: A-SERIES LIFT SCISSOR

| | |
|-------------------|----------------------------|
| DRN: BKH | PART NO.: ALS05-XX-31-3647 |
| DATE: 10/11/16 | CHKD BY: _____ |
| DWG NO.: 20162271 | REV: _____ |
| SHEET: 1 of 1 | |